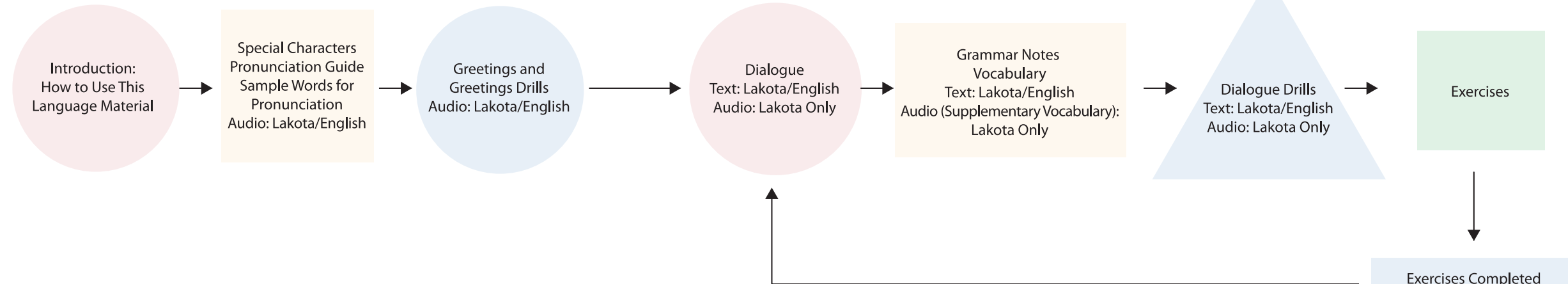


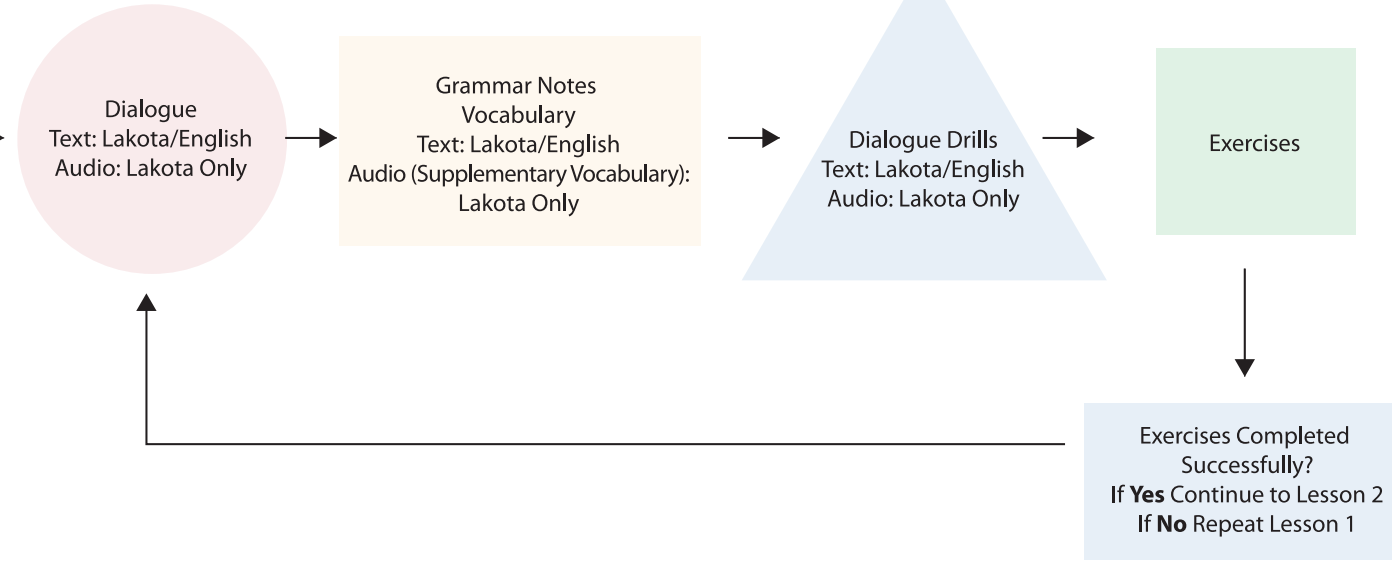
FSI Style Lakota Language Instruction Flowchart



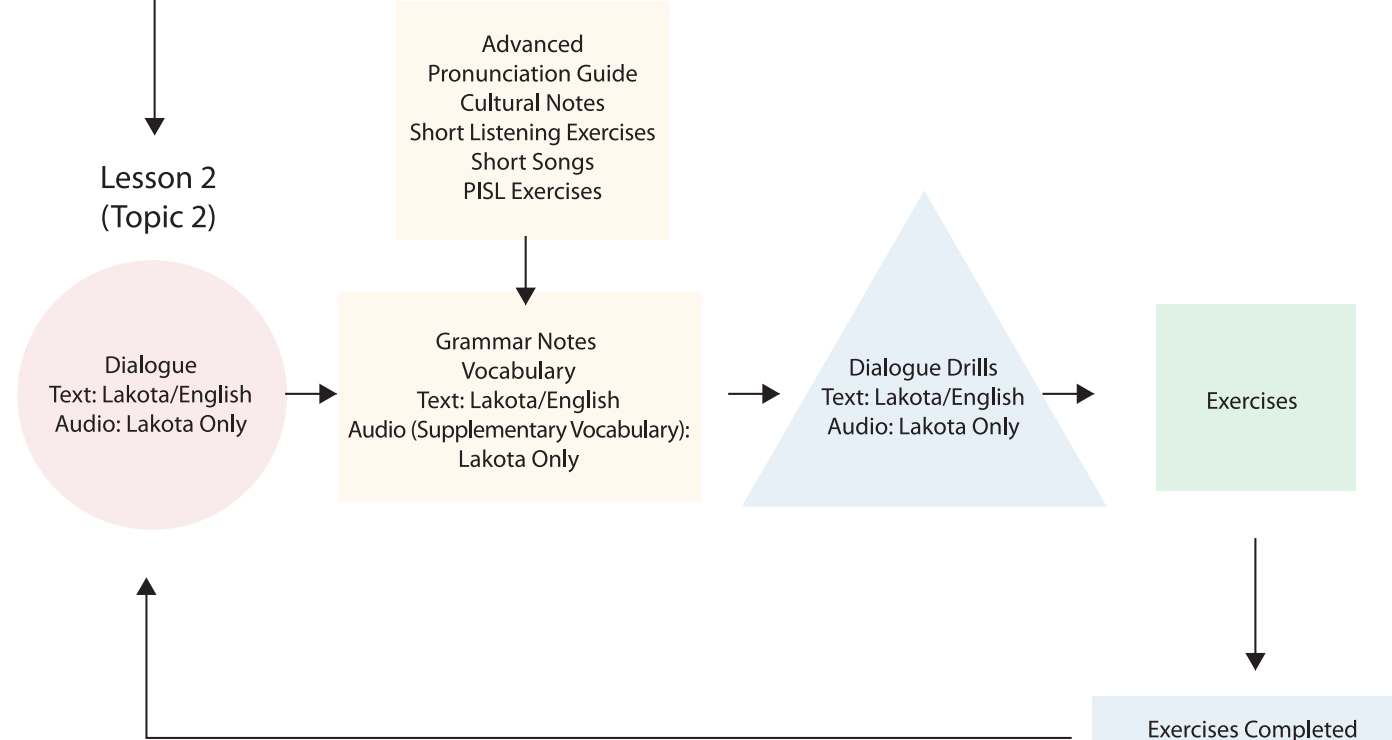
FSI Style Language Lesson Plan

- The FSI method is an imitation method, or imitation of native speakers.
- This method uses **natural sounding Lakota conversations to teach Lakota** with minimal English.
- All lessons are based on **dialogues by native speakers**, the rest of the content for each lesson supplements this dialogue.
- Lessons based on dialogues offer the student insight into context, usage, intonation, and the expression of emotions.
- Lessons are conducted **in Lakota only from the first day**. The supplemental text contains written explanations in English that the student can reference.
- Dialogues are based on **useful phrases** and are spoken by native speakers at:
 1. Normal speed.
 2. Slower speed, (with vocabulary pronounced two times).
 3. Again with the dialogue at slower speed.
 4. Once more at normal speed.
- Dialogues are memorized by the student by saying them.
- Grammar notes and vocabulary notes explain usage and expand upon the dialogue.
- Drills practice sentences from the dialogue and expand on them.
- Supplemental vocabulary for the dialogue appears in the grammar notes.
- All audio drills are at normal conversational speed, in normal intonation, and are done by the student with the book closed, with a full voice.
- Lessons are simple in the beginning with short simple words, phrases, and short drills.
- The lessons gradually become more difficult with longer, more complex dialogues, longer and more complex drills.
- Student progresses slowly and masters each lesson before continuing to the next lesson.
- The gradation of difficulty for each lesson should encourage and motivate the student, a balance of meeting new challenges with new skills.
- On the audio portion for lessons, English is used only to indicate lesson number or drill letter, (e.g. Drill A, Drill B, etc.).
- At the end of the program the student can speak Lakota naturally, responds quickly, with proper pronunciation and intonation, and emotional content.

Lesson 1 (Topic 1)



Lesson 2 (Topic 2)



Lesson 3 (Topic 3)

